


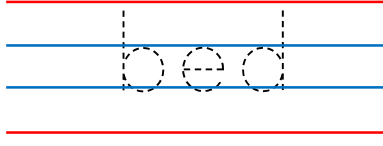

















CVC Initial Sound Sheet 2

Name: _____

Say each word. Write the beginning sounds.	Join the beginning sounds together to make a new word.	Draw.
<div style="display: flex; justify-content: space-around;">    </div> <div style="display: flex; justify-content: space-around; margin-top: 5px;"> _____ _____ _____ </div>		
<div style="display: flex; justify-content: space-around;">    </div> <div style="display: flex; justify-content: space-around; margin-top: 5px;"> _____ _____ _____ </div>		
<div style="display: flex; justify-content: space-around;">    </div> <div style="display: flex; justify-content: space-around; margin-top: 5px;"> _____ _____ _____ </div>		
<div style="display: flex; justify-content: space-around;">    </div> <div style="display: flex; justify-content: space-around; margin-top: 5px;"> _____ _____ _____ </div>		

Say. Write. Draw a picture to match each of the three sounds. One has been done for you.

	 r	_____ _____
---	--	----------------

	_____ _____	_____ _____
---	----------------	----------------